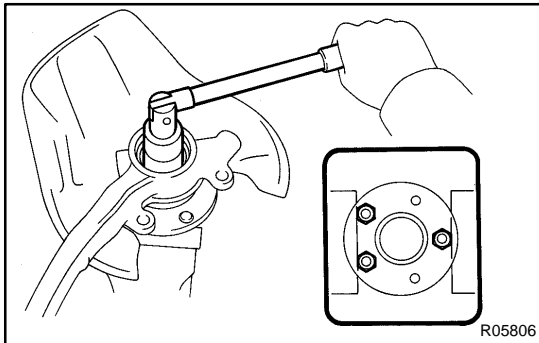


DISASSEMBLY

1. REMOVE FRONT HUB GREASE CAP

Using a screwdriver, remove the grease cap from the steering knuckle.



2. REMOVE FRONT AXLE HUB LOCK NUT AND ABS SPEED SENSOR ROTOR

- (a) Clamp the axle hub in a soft jaw vise.

HINT:

Close vise until it holds hub bolt. Do not tighten further.

- (b) Using a chisel and hammer, loosen the staked part of the lock nut.

- (c) Using a 36 mm socket wrench, remove the lock nut.

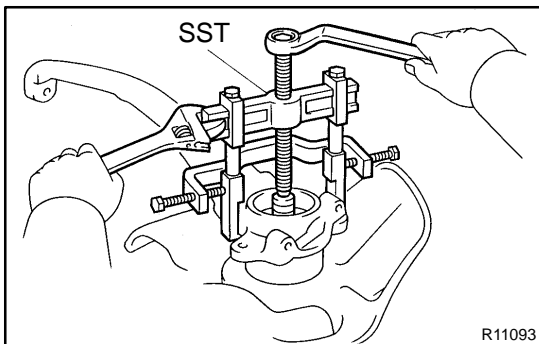
- (d) Remove the ABS speed sensor rotor.

NOTICE:

Take care not to scratch the serrations of the sensor rotor.

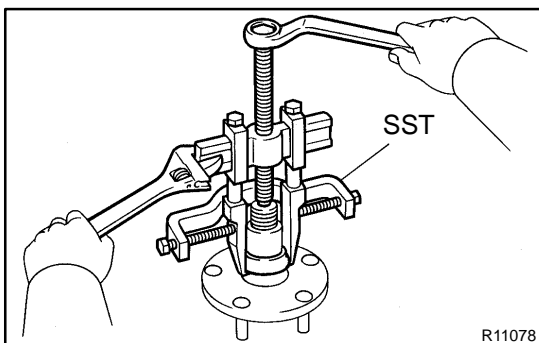
3. REMOVE AXLE HUB FROM STEERING KNUCKLE

- (a) Remove the 4 bolts and shift the brake dust cover toward the outside.



- (b) Using SST, remove the axle hub from the steering knuckle.

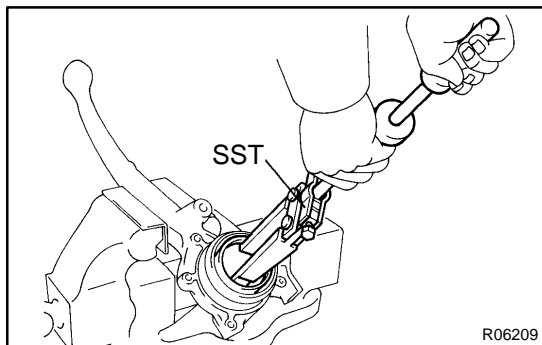
SST 09950-40011 (09951-04020, 09952-04010, 09953-04020, 09954-04010, 09955-04051, 09957-04010, 09958-04011)



4. REMOVE INNER RACE (OUTSIDE) FROM AXLE HUB

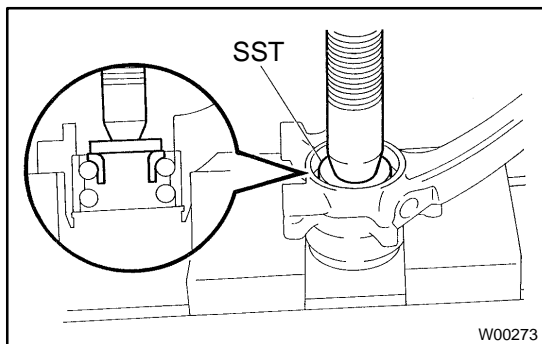
Using SST, remove the inner race from the axle hub.

SST 09950-40011 (09951-04020, 09952-04010, 09953-04020, 09954-04010, 09955-04061, 09957-04010, 09958-04011)

**5. REMOVE OIL SEAL**

Using SST, remove the oil seal from the steering knuckle.

SST 09308-00010

**6. REMOVE BEARING FROM STEERING KNUCKLE**

(a) Using snap ring pliers, remove the snap ring.

(b) Using SST and a press, remove the bearing from the steering knuckle.

SST 09950-60010 (09951-00560)